

Hampton Roads Market Report

December 8, 2017

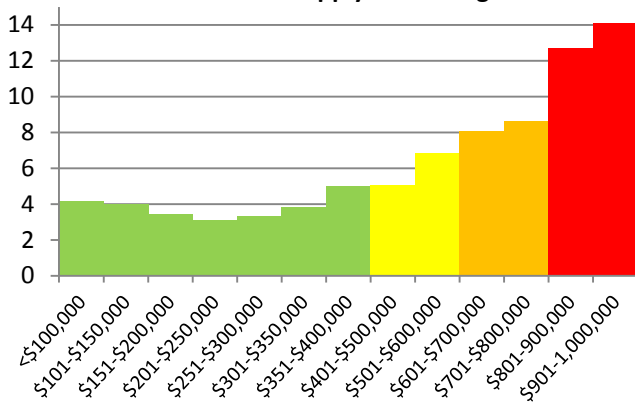
Rose & Womble
REALTY COMPANY

YOUR LOCAL REAL ESTATE RESOURCE

in Hampton Roads



Months Supply of Housing



1,970

Homes Sold in November

Down 8.2% from last month
Up 6.7% year over year



\$258,244

Average Sales Price

Up 1.3% year over year

\$129

Average Price Per Square Foot



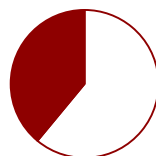
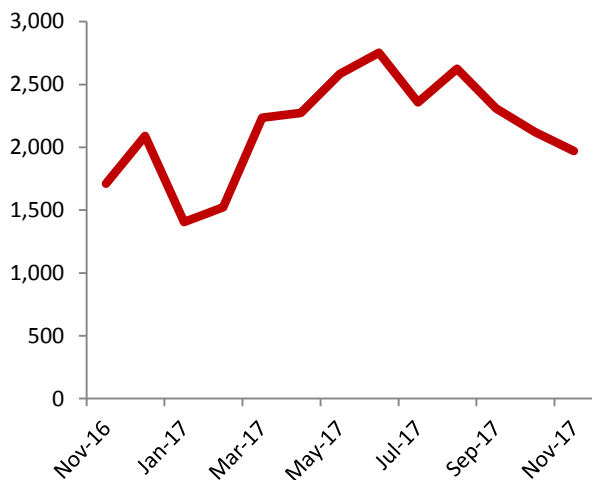
45

Median Days on Market

Down 8% year over year

| Months Supply | Status | Price Trend |
|-------------------------------|-----------------|-----------------------|
| 0-3 months | Seller's Market | High Appreciation |
| 3-5 months | | Moderate Appreciation |
| 5-8 months | Balanced | Flat pricing |
| 8-12 months | Buyer's Market | Moderate Depreciation |
| 12+ months | | High Depreciation |
| No Sales in the last 6 months | | |

Total Homes Sold



39%

Percent of sold homes selling within 30 days of list date



9,624

Total Active Residential Listings

Down 5.4% from last month
Down 5.3% year over year



2,296

Homes currently under contract

Down 3.1% from last month

*Market Data Courtesy of REIN. Analysis by Rose and Womble.

Deemed accurate but not guaranteed.

